



Kentucky High School Athletic Association

2280 Executive Drive • Lexington, KY 40505 • www.khsaa.org • (859)299-5472 • (859)293-5909 (fax)

To: Superintendent, Principal, and Athletic Director

From: Brigid L. DeVries, Commissioner
Larry Boucher, Assistant Commissioner *LB*


Date: August 25, 2003

Subject: 2002-2003 Annual Report Forms Submission

School: Bishop Brossart High School

Enclosed please find a copy of Form T-65, The 2002-2003 Annual Report Forms Checklist. In addition, you may find an attachment with corrected copies of the forms submitted by your school personnel. Please review this information so the forms can be completed accurately in the future. Also, KHSAA Audit Staff may have requested a re-submission of some of the 2002-2003 Annual Report Forms or need additional information on your athletic programs. Please submit this information by the date requested if this is applicable. Copies and all KHSAA Title IX documents must be kept current and included in your permanent Title IX File at the school. All documents are subject to Open Records Requests.

Should you need any further information, please do not hesitate to call anytime.



MEMORANDUM

TO: KHSAA Member School Superintendents, Principals, and Athletic Directors

FROM: Brigid L. DeVries, Commissioner
Larry Boucher, Executive Assistant Commissioner *LJB*

DATE: July 3, 2003

RE: 2003 Title IX Forms Submission

School	Bishop Brossart High School	Reviewed by	Gary Lawson
--------	-----------------------------	-------------	-------------


The following is a status report regarding the required 2002 - 2003 Title IX submission of forms due in to the KHSAA office by April 15, 2003. Appropriate audit personnel have reviewed these forms and the following is a summary of this review.

I. Checklist of Forms properly submitted in a satisfactory manner:

✓	GE 19 (Annual Verification)	✓	T-35 (Budget Expenses)
✓	T-1 (Summary Program Chart 1)	✓	T-36 (Budget Expenses)
✓	T-2 (Summary Program Chart 2)	✓	T-41 (Checklist - Overall Interscholastic Program)
✓	T-3 (Summary Program Chart 3)	✓	T-60 (Corrective Action Plan)
✓	T-4 (Summary Program Chart 4)	✓	T-63 (Interscholastic Survey Results)

II. Status

A.	✓	2002 - 2003 Forms are satisfactory and no further information or action is necessary at this time.
B.		Errors have been noted with respect to the following forms and corrected copies are being returned to you for placement in your Title IX file to ensure proper submission in the future.
C.		The following forms were omitted and must be submitted by school representatives.
D.	✓	Other Recommendation and Comments <ul style="list-style-type: none"> All calculations are correct and the report appears satisfactory.



MEMORANDUM

To: KHSAA Member School Superintendents, Principals, and Athletic Directors

From: Brigid L. DeVries, Commissioner
Larry Boucher, Assistant Commissioner

Date: July 3, 2003

Re: 2003 Title IX Forms Submission

School	Bishop Brossart	Reviewed by	GARY W. LAWSON
--------	-----------------	-------------	----------------


The following is a status report regarding the required 2002-2003 Title IX submission of forms which were due in to the KHSAA office by April 15, 2003. Appropriate audit personnel have reviewed these forms and the following is a summary of this review.

I. Checklist of Forms properly submitted in a satisfactory manner:

<input checked="" type="checkbox"/>	GE 19 (Annual Verification)	<input checked="" type="checkbox"/>	T-35 (Budget Expenses)
<input checked="" type="checkbox"/>	T-1 (Summary Program Chart 1)	<input checked="" type="checkbox"/>	T-36 (Budget Expenses)
<input checked="" type="checkbox"/>	T-2 (Summary Program Chart 2)	<input checked="" type="checkbox"/>	T-41 (Checklist - Overall Interscholastic Program)
<input checked="" type="checkbox"/>	T-3 (Summary Program Chart 3)	<input checked="" type="checkbox"/>	T-60 (Corrective Action Plan)
<input checked="" type="checkbox"/>	T-4 (Summary Program Chart 4)	<input checked="" type="checkbox"/>	T-63 (Interscholastic Survey Results)

II. Status

A.	<input checked="" type="checkbox"/>	2002-2003 Forms are satisfactory and no further information or action is necessary at this time.
B.		Errors have been noted with respect to the following forms and corrected copies are being returned to you for placement in your Title IX file to ensure proper submission in the future.
C.		The following forms were omitted and must be submitted by school representatives.
D.		Other Recommendation and Comments: <i>All calculations are correct and report appears satisfactory.</i>



MEMORANDUM

To: KHSAA Member School Superintendents, Principals, and Athletic Directors
 From: Brigid L. DeVries, Commissioner
 Larry Boucher, Assistant Commissioner

Date: July 3, 2003

Re: 2003 Title IX Forms Submission

School	Bishop Brossart	Reviewed by	GARY W. LAWSON
--------	-----------------	-------------	----------------

The following is a status report regarding the required 2002-2003 Title IX submission of forms which were due in to the KHSAA office by April 15, 2003. Appropriate audit personnel have reviewed these forms and the following is a summary of this review.

I. Checklist of Forms properly submitted in a satisfactory manner:

✓	GE 19 (Annual Verification)	✓	T-35 (Budget Expenses)
✓	T-1 (Summary Program Chart 1)	✓	T-36 (Budget Expenses)
✓	T-2 (Summary Program Chart 2)	✓	T-41 (Checklist - Overall Interscholastic Program)
✓	T-3 (Summary Program Chart 3)	✓	T-60 (Corrective Action Plan)
✓	T-4 (Summary Program Chart 4)	✓	T-63 (Interscholastic Survey Results)

II. Status

A.	✓	2002-2003 Forms are satisfactory and no further information or action is necessary at this time.
B.		Errors have been noted with respect to the following forms and corrected copies are being returned to you for placement in your Title IX file to ensure proper submission in the future.
C.		The following forms were omitted and must be submitted by school representatives.
D.		Other Recommendation and Comments: <i>All calculations are correct and report appears satisfactory.</i>



2002-2003 KENTUCKY HIGH SCHOOL ATHLETIC ASSOCIATION
ANNUAL VERIFICATION OF TITLE IX PROCEDURES
(To be submitted by April 15, 2003 along with other required forms)

The Bishop Brossart High School, ALEXANDRIA, Kentucky
(Name of High School) (City)

certifies to the Kentucky High School Athletic Association that the following is an accurate and true representation of the facts surrounding compliance with 20 U.S.C. Sections 1681-1688, et. Seq. (also known as Title IX)

I certify the following provisions in accordance with records at the school contained in the permanent Title IX file, and to the best of my knowledge have completed the following tasks. (All boxes must be checked)

- Established a gender equity committee at the high school. (list committee personnel and provide attachment if necessary)

Name	Address	Phone	Title
MEL WEBSTER	3601 ALEXANDRIA HIGHLANDS, KY	41076 441-5126	ATHLETIC DIRECTOR
LARRY LIVINGSTON	3120 LISA LANE ALEXANDRIA, KY	41001 635-4881	COACH/FORMER PARENT
DAVE SCHUB	1323 AMSTERDAM PARK HILLS, KY	41011 431-5617	COACH/TEACHER
KATIE KREMER	TRUSSARD RD CAMP SPRING, KY	41059 635-4420	ALUMNI COACH

* IN PROCESS OF ADDING 2 STUDENTS AND FEMALE PARENT

- Scheduled a minimum of three meetings during the 2002-2003 school year on the following dates:

August 15, December 5, March 21 (2004)
February 13

- Designated the following person(s) as the Title IX coordinator for the school/district:

MELVIN L. WEBSTER Athletic Director 4 Grove St. ALEXANDRIA, KY 41001 635-2108
Name Title Address Phone

- School personnel are continuing to make periodic reviews of the boys and girls athletics program reflected in the Corrective Action Plan.

- In addition to the above information, the above referenced school maintains a complete permanent file relative to Title IX records including copies of the self-assessment audit, all corrective action plans, and other related materials.

[Signature]
Principal's Signature

APRIL 15 2003
Date

[Signature]
Superintendent Signature

[Signature]
School Board Chairpersons' Signature

(Send original copy to KHSAA - Maintain duplicate in Title IX school folder)

2002-2003
ACCOMMODATION OF INTERESTS AND ABILITIES
SUMMARY PROGRAM CHART 1

KHSAA
 Form T1
 Rev. 9/02

Participation Opportunities Test One

		(Column 1)	(Column 2)	(Column 3)	(Column 4)
	Program	Enrollment	Percentage of Total Enrollment	Number of Interscholastic Participants (double and triple count)	Percentage of Total Participation
Row 1	GIRLS	236	54.26%	245	53.49%
Row 2	BOYS	199	45.74%	213	46.51%
Row 3	Totals	435	100%	458	100%

Instructions:

*Number of 8th grade students & below used in Column 4 calculations if applicable: 9

- 1) Determine the total number of girls enrolled, (place in Row 1, Column 1). Determine the total number of boys enrolled, (place in Row 2, Column 1).
- 2) Add the total number of girls and boys enrolled to determine total enrollment, (place in Row 3, Column 1).
- 3) Calculate the percentage of total enrollment that is female. (Divide Row 1, Column 1 by row 3, Column 1 and place in Row 1, Column 2.) Calculate the percentage of total enrollment that is male. (Divide Row 2, Column 1 by Row 3, Column 1 and place in Row 2, Column 2.) Note: Row 1, Column 2 plus Row 2, Column 2 should total 100%.
- 4) Ask the head coaches to review the most updated eligibility or squad lists for their teams. Ask coaches to confirm the names of those individuals who are on the team as of the first **date of competition**, and cross out the names of those who were cut from the team or quit the team prior to the first competitive event. Determine the total number of interscholastic athletics participants that are girls, (and place in Row 1, Column 3). In order to determine the total number of athletics participants, an individual should be counted each time he or she participates on a team. For example, if Jane Doe competes on the varsity volleyball team, the junior varsity volleyball team, the junior varsity basketball team, and the varsity softball team, she should be counted as four participants (**do not include club or intramural sports participants, cheerleaders, dance teams, or pom squads**). Calculate the same way for boys and girls. * In addition, should 8th grade students and below play on a Freshman, Junior Varsity, or Varsity team, they should also be counted for each team and sport on which they participate. If applicable, please asterisk the above notation as to how many 8th grade students & below are included in the totals. Using the same procedure, determine the total number of interscholastic athletic participants that are boys, (and place in Row 2, Column 3). Add Row 1, Column 3 plus Row 2, Column 3 to get total participants and place in Row 3, Column 3.
- 5) Calculate the percentage of female participation. (Row 1, Column 3 divided by Row 3, Column 3 and place in Row 1, Column 4.) Calculate the percentage of male participation. (Row 2, Column 3 divided by Row 3, Column 3 and place in Row 2, Column 4.) Note: Row 1, Column 4 plus Row 2, Column 4 should total 100%.

Note: While being within three percent is not a formal compliance standard; if the percent listed in Row 1, Column 4 is within 3% of Row 1, Column 2, then it provides a good target within which compliance is likely.

Principal's Signatures: _____

Date: 4/13/03

2002-2003
ACCOMMODATION OF INTERESTS AND ABILITIES
SUMMARY PROGRAM CHART 2

KHSAA
 Form T2
 Rev. 9/02

Participation Opportunities Test Two

		Column 1	Column 2	Column 3	Column 4	Column 5
Program		Number of Teams Currently Offered	Number of Participants	Number of Teams Added in Last Five Years	Number of Participants Added in Last Five Years	Percent of Total Participation By Sex Added in Last 5 Years
GIRLS	Row 1	varsity:	7	152	1	10
	Row 2	j.v.:	5	70		
	Row 3	frosh:	2	23	21	20
	Row 4	total:	14	245	2	20
BOYS	Row 5	varsity:	6	125		
	Row 6	j.v.:	4	56		
	Row 7	frosh:	3	32	2	32
	Row 8	total:	13	213	2	32

- 1) For Column 1, list the number of interscholastic teams offered for girls and boys at each competitive level (varsity, junior varsity, and freshman). For girls, total each of the entries in Rows 1, 2, and 3 into Row 4. For boys, total Rows 5, 6, and 7 into Row 8.
- 2) For Column 2, list the number of participants at each level. For girls, total each of the entries in Rows 1, 2, and 3 into Row 4. For boys, total Rows 5, 6, and 7 into Row 8. **Note:** The totals in Row 4 for girls and in Row 8 for boys must be the same as the totals in Form T-1, Column 3, Rows 1 and 2 respectively.
- 3) For Column 3, list the number of interscholastic teams that have been added in the last five years at each competitive level. Count each team added during the 5 year period only one time. e.g. Girl's junior varsity soccer was added 3 years ago, count the team only once, not 3 times. For girls, total the entries in Rows 1, 2, and 3 into Row 4. For boys, total Rows 5, 6, and 7 into Row 8.
- 4) For Column 4, list the number of participants that are currently on each level of the teams that were added in the last five years. If a team was added previously but no longer exists, there are no current participants to be added for that team. For girls, total the entries in Rows 1, 2, and 3 into Row 4. For boys, total Rows 5, 6, and 7 into Row 8.
- 5) For Column 5, calculate the percentage of participants that have been added in the last five years. For girls, take the number in Column 4, Row 4 and divide by the number in Column 2, Row 4. For boys, take the number in Column 4, Row 8 and divide it by the number in Column 2, Row 8.

Note: If the percentage of current participants added in the last five years is 25% or greater, compliance with test two may be possible. If less than 25%, then compliance with test three should be analyzed. **CAUTION:** 25% is not a formal compliance standard.

Principal's Signature: _____



Date: 4/13/03

2002-2003
ACCOMMODATION OF INTERESTS AND ABILITIES
SUMMARY PROGRAM CHART 3

Participation Opportunities Test Three

For any question answered "YES" identify the respective sport(s).

	GIRLS (Yes / No)		BOYS (Yes / No)
1. For a sport not currently played at the interscholastic level (varsity, junior varsity, or freshman) in your school, is there an intramural team offered for that sport?	NO		NO
2. For a sport <u>not</u> currently offered in your interscholastic athletics program, is there sufficient interest to form a viable interscholastic team based on participation on an intramural team or community recreation teams?	YES		NO
3. For a sport <u>not</u> currently offered, is there sufficient interest to form a viable interscholastic team based on student responses from the interscholastic survey?	YES		NO
4. For a sport currently offered at the varsity level only, is there sufficient interest to form a viable team for a junior varsity, or freshman team that is not currently offered?	YES		YES
5. For a sport currently offered at the junior varsity or freshman level is there sufficient interest to form a varsity team not currently offered?	YES		YES
6. If you answered YES to question (1), (2), (3), (4), or (5), are there enough high schools in your geographic area offering the sport (at the appropriate level) to allow for the development of a reasonable schedule of competition?	YES NO		NO

Principal's Signature: _____

[Handwritten Signature]

Date: 4/13/03

2002-2003
ACCOMODATION OF INTERESTS AND ABILITIES+
SUMMARY PROGRAM CHART 4

Levels of Competition Test One

		Column 1	Column 2	Column 3
Girls	Team Levels	Number of Teams Currently Offered	Number of Participants	Percentage of Participants at Each Level
Row 1	varsity:	7	152	62.4% 28.6%
Row 2	j.v.:	5	70	28.6% 20.4%
Row 3	frosh:	2	23	10%
Row 4	total:		245	100%
Boys				
Row 5	varsity:	6	125	53.9%
Row 6	j.v.:	4	56	26.3%
Row 7	frosh:	3	32	19.8%
Row 8	total:		213	100%


- 1) Column 1, list the number of interscholastic teams offered for girls and boys at each competitive level; varsity, junior varsity, and freshman. (Refer to Form T-2, Accommodation of Interests and Abilities, Summary Program Chart 2, Column 1.)
- 2) For Column 2, list the number of participants at each level. For girls, total the entries in Rows 1, 2, and 3 into Row 4. For boys, total the entries in Rows 5, 6, and 7 into Row 8. (Refer to Form T-2, Accommodation of Interests and Abilities, Summary Program Chart 2, Column 2.)
- 3) For Column 3, calculate the percentage of female and male participants at each level.
For girls' varsity, junior varsity, and frosh, respectively:

Divide Col 2 by 1

- Divide Column 1, Row 1 by Column 2, Row 4, and place the percentage in Column 3, Row 1.
- Divide Column 1, Row 2 by Column 2, Row 4, and place the percentage in Column 3, Row 2.
- Divide Column 1, Row 3 by Column 2, Row 4, and place the percentage in Column 3, Row 3.

Divide Col 2 by 2

- For boys' varsity, junior varsity, and frosh, respectively:
- Divide Column 1, Row 5 by Column 2, Row 8, and place the percentage in Column 3, Row 5.
- Divide Column 1, Row 6 by Column 2, Row 8, and place the percentage in Column 3, Row 6.
- Divide Column 1, Row 7 by Column 2, Row 8, and place the percentage in Column 3, Row 7.


Principal's Signature:  Date: 4/13/03

* A TOTAL OF 27,127.27 SPEND ON AWARDS EQUALLY ON SPORTS AND STUDENT AWARDS EACH ELIGIBLE FOR SAME AWARDS
2002-2003

BUDGETED AND ACTUAL EXPENDITURES - PROGRAM COMPARISON CHART
TO INCLUDE BOOSTER CLUB FUNDING

	equipment and supplies		travel		awards		coaches' salaries (to include supplemental and extended employment)		facilities improvements		publications (if sport-specific)	
	B	E	B	E	B	E	B	E	B	E	B	E
G basketball	-	1,285.15	-	-	-	-	8,930	8,930	-	-	-	-
B basketball	-	1,412.81	-	-	-	-	8,840	8,930	-	-	-	-
G softball	-	1,037.14	-	1,080.	-	-	2,215	2,215	-	-	-	-
B baseball	-	1,481.60	-	-	-	-	2,079	2,079	-	-	-	-
G cross country	-	1,004.00	-	201.16	-	-	2,301	2,301	-	-	-	N/A
B cross country	-	921.00	-	315.63	-	-	2,301	2,301	N/A	-	-	-
G golf	-	152.55	-	-	-	-	1,000	1,000	-	-	-	-
B golf	-	121.76	-	-	-	-	1,000	1,000	-	-	-	-
G soccer	-	1709.60	-	-	-	-	2,030	2,030	-	-	-	-
B soccer	-	1625.00	-	-	-	-	2,030	2,030	-	-	-	-
G swimming	-	-	-	-	-	-	N/O	N/O	-	-	-	-
B swimming	-	-	-	-	-	-	N/O	N/O	-	-	-	-


- Budget and expenditures on this 2002-2003 year report due by April 15, 2003, should reflect the total monies budgeted and spent for the entire year of 2001-2002 ending June 30, 2002.
- "B" is for budgeted dollar amounts and "E" is for actual dollar expenditures.
- Booster Club Funding/Contributions must be included in the expenditures total.

Principal's Signature:  Date: 4/13/03

2002-2003
BUDGETED AND ACTUAL EXPENDITURES - PROGRAM COMPARISON CHART 2
TO INCLUDE BOOSTER CLUB FUNDING

Teams	equipment and supplies		travel		awards		coaches' salaries (to include supplemental and extended employment)		facilities improvements		publications (if sport-specific)	
	B	E	B	E	B	E	B	E	B	E	B	E
G track	-	2,778.25	-	595.21	-	-	2,011	2,011	-	-	-	-
B track	-	1,947.00	-	680.24	-	-	1,924	1,924	-	-	-	-
G tennis	-	-	-	-	-	-	-	-	-	-	-	-
B tennis	-	-	-	-	-	-	-	-	-	-	-	-
G volleyball	-	295.00	-	-	-	-	2,030	2,030	N/A	N/A	N/A	N/A
B wrestling	-	-	-	-	-	-	-	-	-	-	-	-
G (list sport)	-	-	-	-	-	-	-	-	-	-	-	-
B (football)	-	-	-	-	-	-	-	-	-	-	-	-
G (list sport)	-	-	-	-	-	-	-	-	-	-	-	-
B (list sport)	-	-	-	-	-	-	-	-	-	-	-	-

1. Budget and expenditures on this 2002-2003 year report due by April 15, 2003, should reflect the total monies budgeted and spent for the entire year of 2001-2002 ending June 30, 2002.
2. "B" is for budgeted dollar amounts and "E" is for actual dollar expenditures.
3. Booster Club Funding/Contributions must be included in the expenditures total.


Principal's Signature:  Date: 4/13/03

2002-2003 KHSAA TITLE IX ATHLETICS AUDIT

KHSAA
Form T41
Rev. 9/02

Checklist - Overall Interscholastic Athletics Program

Areas of Compliance	ADVANTAGE TO (Respond based on Internal Evaluation by checking the appropriate column.)		
	GIRLS' PROGRAM	BOYS' PROGRAM	NEITHER PROGRAM
OPPORTUNITIES			
Accommodation of Interest and Abilities			✓
BENEFITS			
Equipment and Supplies			✓
Scheduling of Games and Practice Time			✓
Travel and Per Diem Allowances			✓
Coaching			✓
Locker Rooms, Practice and Competitive Facilities			✓
Medical and Training Facilities and Services			✓
Publicity			✓
Support Services			✓
Athletic Scholarships			✓
Tutoring			✓
Housing and Dining Facilities and Services			✓
Recruitment of Student Athletes			✓

Principal's Signature:  Date: 4/13/03

2002-2003 INTERSCHOLASTIC ATHLETICS SURVEY

Summary of Student Responses

School Name: Bishop Crossart
School Enrollment: 435
Date: 4/10/03
Completed By: Ma. Wilbur

Instructions:

1. Summarize the Student Athletics Interest Surveys Form T-61 by listing the total number of responses on the line next to each sport.
2. Under the Other Category please provide a listing of the sports as well as the number of students who are interested in participating.
3. Please sign and date the Summary Form (T-63) and mail the Summary Form only to the KHSAA by April 15, 2003. Do not mail the student surveys (Form T-61). However, these Forms should be maintained in your files in the event they are requested subsequently.

435 Number of Surveys
403 Total Returned
9-12 Grades Surveyed

How Was The Survey Administered? Student Council
(e.g. was it given in all English classes, or all home rooms, or advisee/advisor?)

Fall Sports (List Total Number of Participation Responses)

27 Cross Country (Girls)
21 Cross Country (Boys)
1 Field Hockey (Girls)
13 Football (Boys)
9 Golf (Girls)
12 Golf (Boys)
37 Soccer (Girls)
54 Soccer (Boys)
26 Volleyball (Girls)
21 Volleyball (Boys)

Winter Sport (List Total Number of Participation Responses)

31 Basketball (Girls)
39 Basketball (Boys)
4 Gymnastics (Girls)
33 Indoor Track (Girls)
34 Indoor Track (Boys)
21 Swimming & Diving (Girls)
13 Swimming & Diving (Boys)
4 Wrestling (Boys)

Spring Sport (List Total Number of Participation Responses)

<u>47</u>	Baseball (Boys)
<u>26</u>	Fast Pitch Softball (Girls)
<u>6</u>	Slow Pitch Softball (Girls)
<u>7</u>	Tennis (Girls)
<u>4</u>	Tennis (Boys)
<u>61</u>	Track (Girls)
<u>54</u>	Track (Boys)

Other Sports (From Student Survey T-61 Question 10)

Name of Sport	Number of Students Interested In Participating
<u>Field Hockey</u>	<u>3</u>
<u>GIRLS FOOTBALL</u>	<u>4</u>
<u>CO ED WRESTLING</u>	<u>2</u>
<u>HORSE RELATED</u>	<u>7</u>
<u>Boys Volleyball</u>	<u>3</u>
_____	_____
_____	_____
_____	_____

Number of Students who participate in Intramural Sports.
(From Student Survey T-61 Question 5)

<u>Sport</u>	<u>Number</u>	
<u>Bowling</u>	<u>19</u>	- we did start
<u>Green/PA Diving</u>	<u>17</u>	
<u>Diving</u>	<u>3</u>	
_____	_____	
_____	_____	
_____	_____	

List Intramural Sports students are interested in adding:
(From Student Survey T-61 Question 6)

<u>Sport</u>	<u>Number</u>
<u>COMPETITIVE HORSE</u>	<u>6</u>
<u>HORSE SHOES</u>	<u>3</u>
<u>BOYS SOFTBALL</u>	<u>11</u>
_____	_____
_____	_____
_____	_____

Participation in Non-School Sports Activities
(From Student Survey T-61 Question 7)

Sport	Number
<u>None</u>	

Reasons for not participating in interscholastic athletics.
(From Survey Question 8)

Response	Number
<u>34</u> I prefer other activities such as band, chorus, etc.	
<u>49</u> I don't have time	
<u>17</u> The practice schedules and game times are inconvenient	
<u>15</u> The sport I like isn't offered	
<u>32</u> It's too expensive	
<u>21</u> I prefer to participate in club or intramural sports	
<u>64</u> Working	
<u>7</u> Other	
<u>COACHES UNFAIR, CUT ME etc</u>	

Student Suggestions to encourage participation

Development of Programs in Other Schools
we have interest, especially on Freshman level to
add but no one to play

[Signature] _____ [Signature] _____ 4/13/03 _____
 Principal's Signature Date

School Name: Bishop Crossart
 School Year: 2002-2003
 Principal's Signature: [Signature]
 Date: 6/25/03

**2002-2003
TITLE IX
CORRECTIVE ACTION PLAN**

To complete this form, indicate the intended area which needs corrective action, the suggested change and time table for implementation. You may copy this form as needed. Please attach corrective action plans along with audit forms and submit by April 15, 2003.

ITEM FOR CORRECTION	SUGGESTED CHANGE	TIME TABLE FOR CORRECTIVE ACTION
GIRLS BASKETBALL SCHEDULE PRIME TIME	GAMES NOW 44%	IMMEDIATE BUT CONTINUE TO STABILIZE
GIRLS SOFTBALL FIELD	WIND SHEAR, LOCATION	NOW MOVING TO A NEW FIELD WITH BETTER CONDITIONS LIGHTS 2004 SEASON
STORAGE	MORE STORAGE AREA	WILL BE CORRECTED WITH NEW CONSTRUCTION PHASE 2-3 YEARS

▪ An explanation (status report) is needed for all areas identified previously as items for correction as well as all areas currently identified as items for correction. This form shall be typed.

Principal's Signature: [Signature] Date: 6/27/03



March 31, 2003

Thomas Seither, Principal
Bishop Brossart High School

Re: Title IX Visit

Dear Thomas Seither:

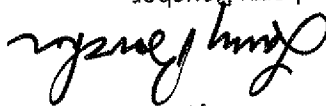
Pursuant to 702 KAR 7:065, the Kentucky High School Athletic Association has been directed to assist member schools in monitoring compliance with Title IX. Part of this assessment process includes reviewing the progress schools are making with their Gender Equity Review Committees and Title IX plans. Twenty percent of the KHSAA membership will be visited this year, and subsequent years until every school has been visited. KHSAA Audit Staff members may be accompanied by KDE personnel on these visits.

We have scheduled April 10th as the audit date for Bishop Brossart High School. The audit will begin at 2:30 P.M., and will consist of the following, in this order:

- The Athletic Director or school representative should be prepared to accompany the KHSAA auditors on a **tour of all athletic facilities**, including all locker rooms, all meeting rooms, coaches' offices, storage facilities, all practice and competition areas, and any other facility used by the athletic department.
- On display for the KHSAA auditors to review should be **examples of team uniforms** from each boys' and girls' athletic team.
- The KHSAA auditors will **meet with your school's Gender Equity Review Committee** at approximately 4:00 P.M. All committee members, if possible, should be in attendance, particularly your school's Title IX Coordinator. During this meeting, the KHSAA auditors will discuss your athletic program in detail. Your Gender Equity Review Committee should be prepared with pertinent information pertaining to your school's original 1999-2000 Audit Document and updated 2001-2002 Title IX forms.
- The KHSAA auditors will conduct a **public comment session at 6:00 P.M.** for the purpose of allowing any interested parties the opportunity to ask questions regarding gender equity and Title IX, as well as the overall athletics program at your school. Members of your administrative staff and representatives of your Title IX Committee should be present for this session. The KHSAA will alert the local media of this session in order to notify interested parties who may wish to attend.

Please contact Larry Boucher or Will Engle if you have further questions prior to the visit.

Sincerely,


Larry Boucher
Assistant Commissioner

cc: Lawrence Bowman, Superintendent
Mel Webster, Athletic Director